

PLEASE CHECK WWW.MOLEX.COM FOR LATEST PART INFORMATION

Part Number: **0737804143**
Status: **Active**
Overview: hdm
Description: 2.00mm (.079") Pitch HDM® Board-to-Board Daughtercard Receptacle, Vertical, Signal Module, 60 Circuits, Mounted Height 13.00mm (.511"), Pin Length 3.00mm (.118"), Press Fit

Documents:

[Drawing \(PDF\)](#) [RoHS Certificate of Compliance \(PDF\)](#)

General

Product Family	Backplane Connectors
Series	<u>73780</u>
Application	Daughtercard, Mezzanine
Comments	Press Fit Tail
Component Type	PCB Receptacle
Overview	<u>hdm</u>
Product Name	HDM®
Style	N/A

Physical

Circuits (Loaded)	60
Circuits (maximum)	60
Color - Resin	Black
Durability (mating cycles max)	250
First Mate / Last Break	No
Guide to Mating Part	No
Keying to Mating Part	None
Material - Metal	Copper-Nickel-Tin
Material - Plating Mating	Gold
Material - Plating Termination	Tin-Lead
Material - Resin	High Temperature Thermoplastic
Number of Columns	12
Number of Pairs	Open Pin Field
Number of Rows	6
Orientation	Vertical
PC Tail Length (in)	0.118 In
PC Tail Length (mm)	3.00 mm
PCB Locator	No
PCB Retention	None
PCB Thickness Recommended (in)	0.063 In
PCB Thickness Recommended (mm)	1.60 mm
Packaging Type	Tube
Pitch - Mating Interface (in)	0.079 In
Pitch - Mating Interface (mm)	2.00 mm
Pitch - Term. Interface (in)	0.079 In
Pitch - Term. Interface (mm)	2.00 mm
Plating min: Mating (µin)	30
Plating min: Mating (µm)	0.75
Plating min: Termination (µin)	35
Plating min: Termination (µm)	0.88
Polarized to PCB	No
Stackable	No
Surface Mount Compatible (SMC)	Yes
Temperature Range - Operating	-55°C to +105°C
Termination Interface: Style	Through Hole - Compliant Pin



EU RoHS

Not RoHS Compliant
REACH SVHC
Not Reviewed
Halogen-Free
Status
Not Reviewed

China RoHS



Need more information on product environmental compliance?

Email productcompliance@molex.com
 For a multiple part number RoHS Certificate of Compliance, [click here](#)

Please visit the [Contact Us](#) section for any non-product compliance questions.

Search Parts in this Series

73780Series

Mates With

HDM® Board-to-Board Backplane Header 73642 , 73643 , 73644 , 73942 , 73943 , 73944 , 74349 , 74428. HDM® Board-to-Board Stacking Header 73769 , 73770 , 73782 , 73783 , 73771

Electrical

Current - Maximum per Contact	1A
Data Rate	1.0 Gbps
Real Signals (per 25mm)	75
Shielded	No
Voltage - Maximum	250V AC

Material Info**Reference - Drawing Numbers**

Sales Drawing	SD-73780-003
---------------	--------------

HDM and High Density Metric are trademarks of Amphenol Corporation

This document was generated on 05/14/2010

PLEASE CHECK WWW.MOLEX.COM FOR LATEST PART INFORMATION

MATERIAL NUMBER ASSIGNMENT

7 3 7 8 0 - * * * *

4 = 60-CKT PRESS-FIT
5 = 120-CKT PRESS-FIT

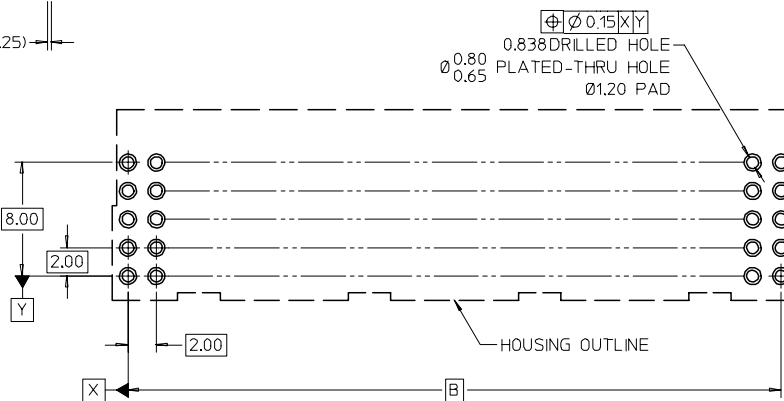
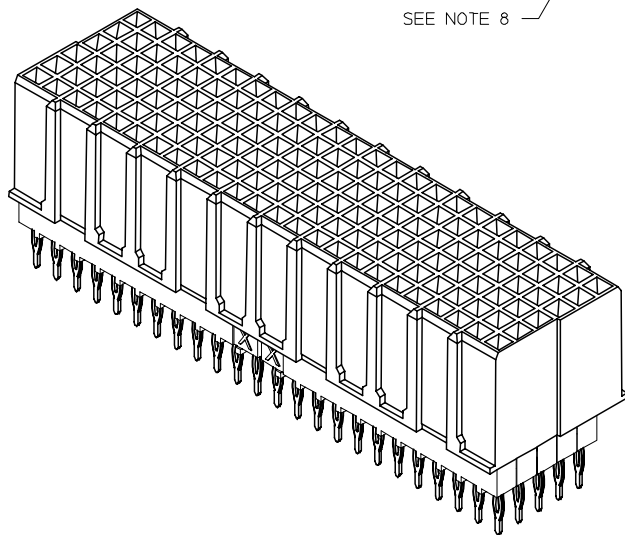
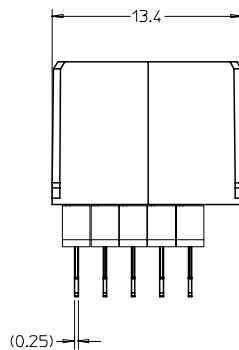
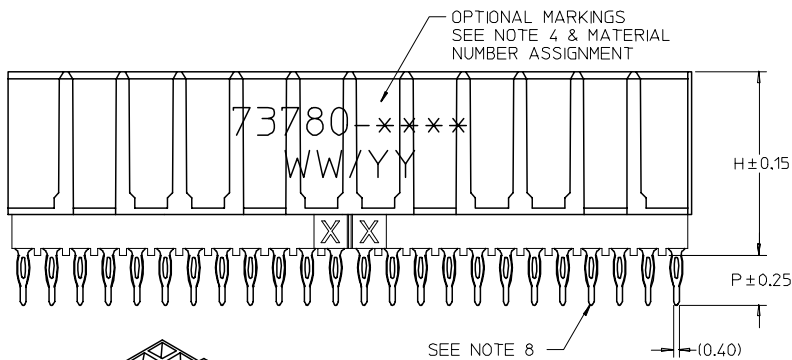
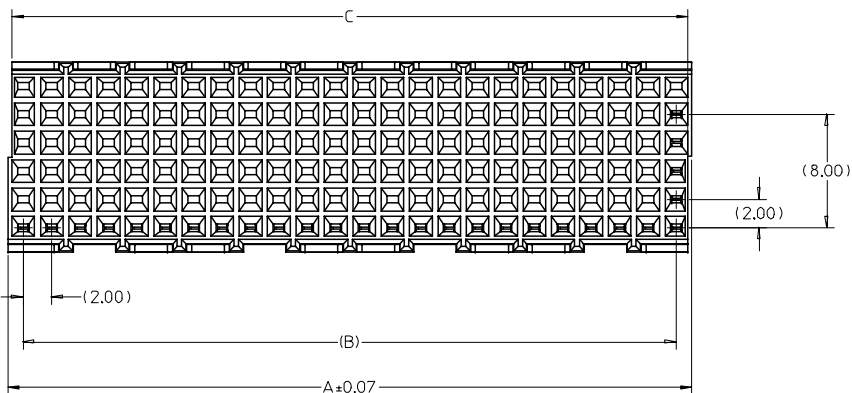
1 = NO MARKINGS
2 = MARKINGS

DIM 'H':
3 = 13.0
4 = 14.0
5 = 15.0
6 = 16.0
7 = 17.0

DIM 'P':
4 = 3.00
5 = 3.50
6 = 4.00

NOTES:

1. MATERIALS: HOUSING - LIQUID CRYSTAL POLYMER (LCP), GLASS-FILLED, UL94V-0, COLOR: BLACK
2. FINISH: SELECTIVE GOLD (Au) IN CONTACT AREA, 0.00076mm MINIMUM THICKNESS; SELECTIVE TIN/LEAD (Sn/Pb), 0.00089mm MINIMUM THICKNESS ON PRESS-FIT TAILS, NICKEL (Ni) OVERALL
3. THIS PART CONFORMS TO MOLEX PRODUCT SPECIFICATION PS-73780-999.
4. MARKINGS INCLUDE MATERIAL NUMBER AND DATE CODE. REFER TO NUMBER ASSIGNMENT CHART FOR CORRECT MATERIAL NUMBER.
5. 73780-***7 PARTS TO BE PACKAGED IN TUBES PER PK-70873-0872. ALL OTHER PARTS TO BE PACKAGED IN TUBES PER PK-70873-0900.
6. 120-CIRCUIT HDM DAUGHTERCARD STACKING MODULE WITH PRESS-FIT TAILS SHOWN FOR ILLUSTRATION PURPOSES ONLY.
7. DIMENSIONS ARE IN MILLIMETERS.
8. TRUE POSITION OF PRESS-FIT TAILS IS INSPECTED USING GAUGE NUMBER 73727-0014.



PCB LAYOUT: COMPONENT SIDE

EC NO: UDT2001-0968 DRWN: LMOSLEY 2001/05/23 CHKD: SREED 2001/05/23 APPR: CBIXLER 2001/05/23	QUALITY SYMBOLS ▽ = 0 ◻ = 0	GENERAL TOLERANCES (UNLESS SPECIFIED)		SCALE 4:1	DESIGN UNITS METRIC	THIRD ANGLE PROJECTION	REVISE ON CAD ONLY	
			mm	INCH	DIMENSION STYLE MM ONLY		TITLE	
		4 PLACES ±	±	±	DRAWN BY S.REED	DATE 98/08/05	SALES ASSEMBLY, HDM DAUGHTERCARD STACKING MODULE, 5 ROW	
		3 PLACES ±	±	±	CHECKED BY BINGHAM	DATE 98/08/05	MOLEX INCORPORATED	
		2 PLACES ±0.05	±	±	APPROVED BY C.BIXLER	DATE 98/08/05	MATERIAL NO. SEE CHART	
		1 PLACE ±0.10	±	±	DRAFT WHERE APPLICABLE		DOCUMENT NO. SD-73780-003	
		ANGULAR ±1/2°		MUST REMAIN WITHIN DIMENSIONS		SHEET NO. 1 OF 1		
		THIS DRAWING CONTAINS INFORMATION THAT IS PROPRIETARY TO MOLEX INCORPORATED AND SHOULD NOT BE USED WITHOUT WRITTEN PERMISSION						

73780-5***	120	48.17	46.00	47.6
73780-4***	60	24.17	22.00	23.6
MATERIAL NO.	CIRCUIT SIZE	DIM A	DIM B	DIM C